








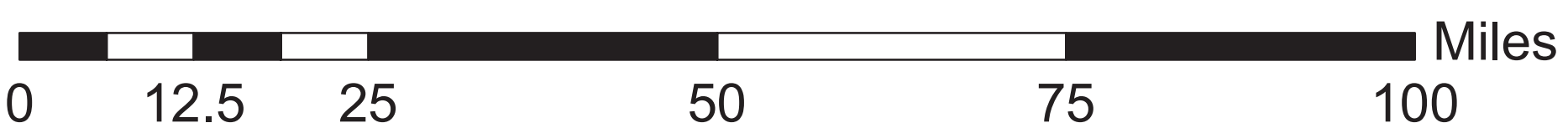


Estimated Potential Yield of Sand and Gravel Aquifers (gallons per day per square mile)

-  Other Sources Preferred
-  < 50,000
-  100,000 - 150,000
-  150,001 - 200,000
-  200,001 - 300,000
-  300,001 - 400,000
-  1,000,000 - 3,000,000
-  3,000,000 - 5,000,000
-  counties

1:730,000

1 inch equals 11.521465 miles



Illinois State Water Survey
2204 Griffith Dr.
Champaign, IL 61820
www.sws.uiuc.edu

