

C-887

CIRCULATING COPY  
AGRICULTURE LIBRARY,

Illbc  
no. 887  
cop. 5


~~LIBRARY~~

UNIVERSITY OF ILLINOIS  
AGRICULTURE LIBRARY

~~APR 8 1954~~

~~NEW MEXICO STATE~~

# KEEP OUTDOOR PESTS OUT OF YOUR HOUSE



UNIVERSITY OF ILLINOIS      COLLEGE OF AGRICULTURE  
 COOPERATIVE EXTENSION SERVICE in cooperation with  
 ILLINOIS NATURAL HISTORY SURVEY      CIRCULAR 887

**ANTS, SPIDERS, CRICKETS**, and other outdoor pests invade our homes as they search for food or winter protection. Once they are in the house, the homeowner must either tolerate them or use pesticides as baits, dusts, or sprays.

Careless application of these pesticides, improper storage, and thoughtless placement of baits expose small children to danger. Children taste-test many things. If the object of a child's curiosity happens to be a pesticide, he may become very sick or even die.

You can save yourself a great deal of worry over your child's safety by avoiding the use of sprays and baits in the home whenever possible. Control invading pests *before* they march into your home; spray a barrier of chlordane or dieldrin on the outside foundation of the house.

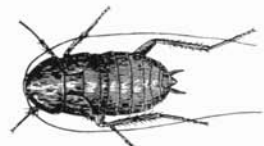
### THESE ARE THE INVADERS




Common Illinois ant



Common Illinois millipede



Oriental roach



Brown recluse spider

**Ants** live in the soil in a colony. As workers forage for food, they enter our homes by crawling up the foundations. You can avoid at least 95 percent of the ant problems in your home by using a foundation spray properly.

**Centipedes and millipedes** feed in grass and sod areas such as lawns. In late summer and early fall these pests migrate into homes. Foundation sprays help to keep them out.

**"Waterbugs" (oriental roaches) and wood roaches** may enter homes in a variety of ways. They commonly migrate into houses during warm weather. You may need to apply insecticides indoors to control waterbugs that are carried into the home in packages and boxes. But certainly you can eliminate one source of infestation — invasion from outdoors — by spraying the foundation.

**Spiders** also invade our homes from outdoors. Once established in a house, they are difficult to exterminate. Over a period of time, foundation sprays will gradually reduce infestations of these pests.

**Crickets** abound in lawns, vacant lots,



pastures, and other grassy areas. Some crawl across the foundation into the house. Again foundation sprays are a great help.

### A 5-STEP FOUNDATION SPRAY

1. **Purchase emulsifiable concentrate** of either chlordane or dieldrin. Dilute with water. Use 1/2-percent dieldrin or 2-percent chlordane for a foundation spray. The average house requires about 3 gallons of finished spray. So you will need 12 ounces — 3/4 pint — of 16-percent dieldrin for 3 gallons of water. Or use 1 pint of 45-percent chlordane concentrate in 3 gallons of water to get a 2-percent solution.

2. **Spray the foundation** just to the point of runoff. Spray all the way around the house.

3. **Spray a 2- to 4-inch band** of soil alongside the foundation.

4. **Spray behind concrete steps** and other structures which abut the foundation.

5. **Apply spray to cracks** and crevices in the foundation and in concrete slabs abutting the foundation.

## WHEN TO APPLY

One application in the spring may do for the entire season. At the most, a second application might be needed in the fall.

## BE CAREFUL

If you use a foundation spray instead of indoor applications, your home will be safer for your children and still reasonably free of outdoor pests. Do not let carelessness rob you of the safety advantage of foundation sprays. Follow these precautions:

1. **Wear rubber or plastic gloves** when mixing concentrates.
2. **Do not smoke** while working with pesticides.
3. **Do not be a sloppy, careless sprayer.**
4. **Wash with soap and water** after using pesticides.
5. **Do not apply** foundation sprays if a dug well or cistern is near the foundation.
6. **Store pesticides out of reach** of children and irresponsible adults.

Other precautions are listed in "Safe Use of Pesticides," available at your county farm adviser's office.

## OTHERS CAN DO THE JOB FOR YOU

Rather than do the spraying yourself, you may prefer to hire your local exterminator to perform this service for you.

This circular was prepared by H. B. PETTY, Professor of Agricultural Entomology and Entomologist with the Illinois Natural History Survey, and Stevenson Moore III, Associate Professor of Agricultural Entomology and Associate Entomologist, Illinois Natural History Survey.